



KIM LIGHTING

VRB3 LED Round Bollard

Single Function, Vandal-Resistant, Aluminum Shaft

revision 6/29/11 • kl_vrb3led_spec.pdf

Type:
Job:
Catalog number:

Approvals:

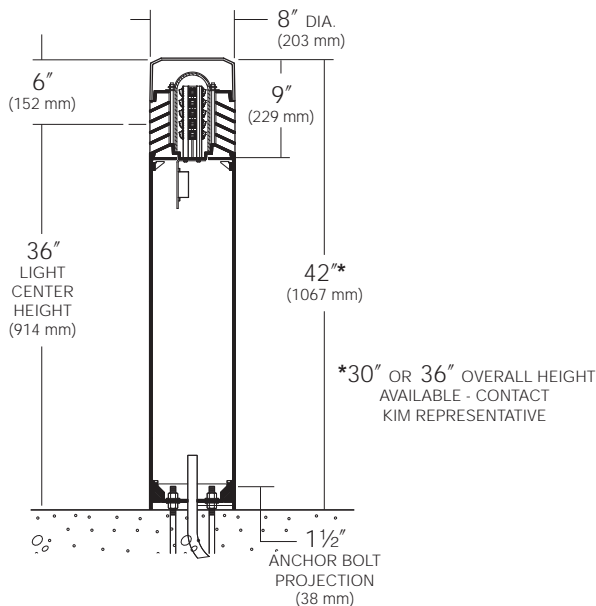
VRB3	/	/	/
Fixture	Electrical Module	Luminaire Finish (includes top cap and shaft)	Options
See page 2			

Date:
Page: 1 of 2

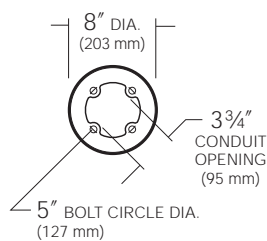
Specifications

VRB-LED Models
10 - 20 Diodes

VRB3 - Single Function Luminaire (Aluminum Shaft)
Maximum weight: 30 lb



**BASE PLAN
VRB
ALUMINUM SHAFT**



Flat Top Cap: One-piece sand-cast 3/16" minimum thickness, secured to louvers by concealed allen screws in keyhole slots. For relamping access, allen screws shall not require complete removal.

Louvers: Aluminum die-cast with vertical support ribs at 90° intervals. Horizontal louver blades shall have a 1L" depth, a 65° upward pitch and provide light source cutoff above horizontal. Louver assembly shall be secured to shaft by four internal stainless steel tie rods.

Lamp Enclosure: One-piece tempered molded glass with internal flutes and full gasketing at bottom edge.

Fixture Head: Allows flow-through ventilation around and above the lamp enclosure.

Shaft: One-piece extruded aluminum, .125" wall thickness with a heavy cast aluminum twist-lock anchor base concealed within the shaft. Concealed set screws shall lock shaft onto the cast anchor base.

Electronic Module: All electrical components are either UL or ETL recognized, mounted on a single plate and factory prewired with quick disconnect plugs. Driver is rated for -40°F starting and has a 0-10V dimming interface for multi-level illumination options.

Optical Module: Each LED equipped with a directional optic for maximum beam angle projecting through louver stack spacings. LED boards to be mounted to an anodized inter-locking heat sink extrusion. (Type I) two 5-LED boards for a total of 10-LED. (Type III) three 5-LED boards for a total of 15-LED. (Type V) four 5-LED boards for a total of 20-LED. Available in 3500K and 5100K color temperatures.

Anchor Bolts: Four 3/8" x 10" + 2" zinc plated L-hooks, each with two nuts, washers and a rigid pressed board template.

Finish: TGIC thermoset polyester powder coat paint, 2.5 mil nominal thickness, applied over a titanated zirconium conversion coating; 2500 hour salt spray test endurance rating. Standard colors are Black, Dark Bronze, Light Gray, Stealth Gray™, Platinum Silver, or White. Custom colors are available.

CAUTION: Fixtures must be grounded in accordance with national, state and/or local codes. Failure to do so may result in serious personal injury.

Listings and Ratings		
UL, or ETL to UL Standards 1598 & 8750 ¹	25C Ambient	
IP46 Rated	FS = Fully Shielded ²	-

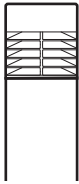
¹ Suitable for wet locations

² Dark Sky Legislation Compliant

KIM LIGHTING RESERVES THE RIGHT TO CHANGE SPECIFICATIONS WITHOUT NOTICE.



Type:
 Job:



Standard and Optional Features

Fixture	Cat. No. VRB3 Single Function, Aluminum Shaft, Flat Top																
Electrical Module LED = Light Emitting Diode	<p>Cat. Nos. for LED Electrical Modules available:</p> <div style="display: flex; justify-content: space-around;"> <div style="text-align: center;"> <p>xL</p> <p>Source:</p> <input type="checkbox"/> 10L = 10 LED (IES Type I) <input type="checkbox"/> 15L = 15 LED (IES Type III) <input type="checkbox"/> 20L = 20 LED (IES Type V) </div> <div style="text-align: center;"> <p>xK</p> <p>Color Temperature:</p> <input type="checkbox"/> 3K = 3500K <input type="checkbox"/> 5K = 5100K </div> <div style="text-align: center;"> <p>x</p> <p>Voltage:</p> <input type="checkbox"/> UV <p>Universal Voltage shall range from 120V-277V</p> </div> </div> <table border="1" style="width: 100%; border-collapse: collapse; margin-top: 10px;"> <thead> <tr> <th style="width: 25%;">FIXTURE</th> <th style="width: 25%;">TOTAL SYSTEM WATTS</th> <th style="width: 25%;">VOLT</th> <th style="width: 25%;">OPERATING AMPS</th> </tr> </thead> <tbody> <tr> <td>VRB3 - 10 LED</td> <td style="text-align: center;">12</td> <td style="text-align: center;">120 / 208 / 240 / 277</td> <td style="text-align: center;">.10 / .05 / .05 / .04</td> </tr> <tr> <td>VRB3 - 15 LED</td> <td style="text-align: center;">18</td> <td style="text-align: center;">120 / 208 / 240 / 277</td> <td style="text-align: center;">.15 / .09 / .08 / .07</td> </tr> <tr> <td>VRB3 - 20 LED</td> <td style="text-align: center;">24</td> <td style="text-align: center;">120 / 208 / 240 / 277</td> <td style="text-align: center;">.20 / .12 / .10 / .09</td> </tr> </tbody> </table>	FIXTURE	TOTAL SYSTEM WATTS	VOLT	OPERATING AMPS	VRB3 - 10 LED	12	120 / 208 / 240 / 277	.10 / .05 / .05 / .04	VRB3 - 15 LED	18	120 / 208 / 240 / 277	.15 / .09 / .08 / .07	VRB3 - 20 LED	24	120 / 208 / 240 / 277	.20 / .12 / .10 / .09
FIXTURE	TOTAL SYSTEM WATTS	VOLT	OPERATING AMPS														
VRB3 - 10 LED	12	120 / 208 / 240 / 277	.10 / .05 / .05 / .04														
VRB3 - 15 LED	18	120 / 208 / 240 / 277	.15 / .09 / .08 / .07														
VRB3 - 20 LED	24	120 / 208 / 240 / 277	.20 / .12 / .10 / .09														
Finish TGIC thermoset polyester powder coat paint applied over a titanated zirconium conversion coating on fixture and shaft.	<p>Color: Black Dark Bronze Light Gray Stealth Gray™ Platinum Silver White Custom Color¹</p> <p>Cat. No.: <input type="checkbox"/> BL <input type="checkbox"/> DB <input type="checkbox"/> LG <input type="checkbox"/> SG <input type="checkbox"/> PS <input type="checkbox"/> WH <input type="checkbox"/> CC</p> <p>NOTE: Black and Dark Bronze colors will produce slightly less louver brightness than Light Gray or White.</p> <p>¹Custom colors subject to additional charges, minimum quantities and extended lead times. Consult representative. Custom color description: _____</p>																