

Type:
Job:
Fixture Catalog number:

/ SP / /

Fixture Optics Source Temperature Voltage

Fixture Options:

Ordered separately from fixture
 See page 2

Approvals:

Date:
Page: 1 of 2

Specifications

Lens Ring: Cast bronze with natural finish. Eight captive 5/16" stainless steel hex-socket cap screws.

Lens: Tempered clear soda lime, 3/16" thick, flush with lens ring, slightly crowned.

Lens Gasket: One-piece molded silicone, U-channel wraps completely around lens flange.

Composite Housing: High temperature, compression molded fiberglass impregnated, 1/16" min. wall composite. Charcoal gray. No top lip to trap dirt and moisture. Molded-in solid brass knurled inserts to receive socket base screws. Separate driver and splice compartments, individual cast aluminum internal covers, with silicone gaskets. Two 3/4" NPT in bottom, 24 cu. in. splice area. Body and driver modules epoxy bonded.

Electronic Module: All electrical components are UL and CSA recognized, mounted on a single plate and factory prewired with quick-disconnect plugs. Driver is rated for -40°F starting.

Optical Module: 18 LED spot emitters configured in a circular array, mounted directly under a stainless steel reflector in lens frame. Available in 3500K and 5100K color temperature.

Wiring: Anti-siphon barrier on wiring to and from splice compartment. All components wire linked for ground, quick-disconnect for removal of optical system.

Distribution: Specify "SP" for spot distributon.

Drive-Over Durability: When properly installed and in concrete, the fixture will withstand drive-over traffic up to 10,000 lb for vehicles traveling up too 15 mph.

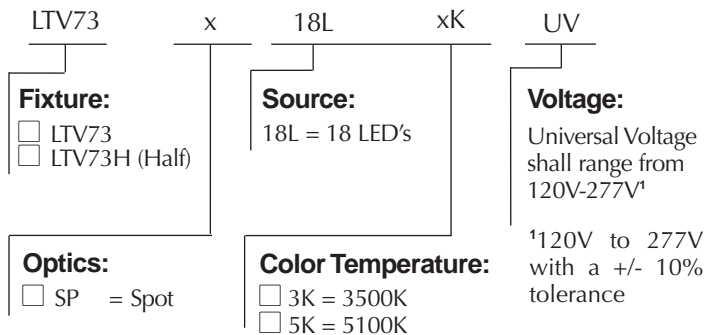
Limited Warranty: When installed according to Kim Installation Instructions and accepted trade practices, the solid bronze trim rings on LTV Series Kim products are warranted for 25-years, and the composite housings are warranted for 7-years, from date of sale, against manufacturing defects and failure due to corrosion. All other fixture options are warranted to be free of defects in material and workmanship for one year from date of sale.

Kim Lighting's LED engine and driver carry a 3-year warranty.¹

¹This warranty is void if the product is incorrectly sealed at installation, modified, tampered with, misapplied, poorly installed or subject to abnormal conditions.



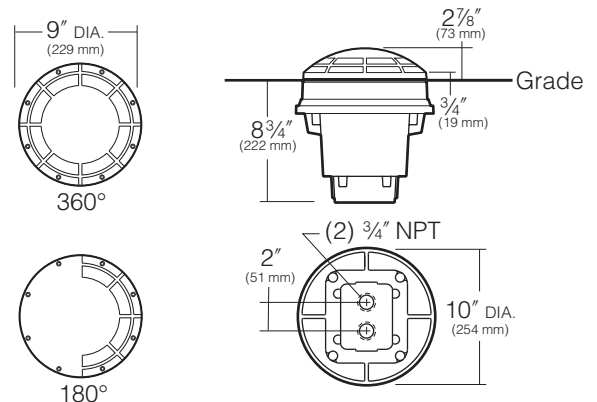
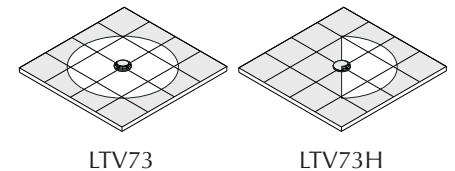
ORDERING INFORMATION



OPTICAL SYSTEM



DISTRIBUTION



Listings and Ratings		
UL cUL 1598 ¹	IP68 Rated	25C Ambient


¹Suitable for wet locations

KIM LIGHTING RESERVES THE RIGHT TO CHANGE SPECIFICATIONS WITHOUT NOTICE.

Type:

Job:

Page: 2 of 2

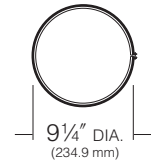


Optional Features

Trim Ring

Cat. No. TR50
 No Option

For flush mounting of fixture in concrete pad or paving. Brass ring clamps to housing with stainless steel screw.



Lens Accessories

Cat. No. **(See right)**
 No Option

HL - Hex Cell Louver: Constructed of hex cell aluminum louvers with a cell dimension of 1/4" W x 1/4" D, producing a 45° cutoff angle, mounted in a circular frame, finished in baked high-heat flat black. May be used in combination with colored lenses. Inserts behind lens into lens gasket.

Not for use in combination with **SL** spread or **PL** prismatic lenses.

Cat. No.

HL30 Hex Cell Louver

