

Type:
Job:
Catalog number:

LED Kit Electrical Module Option


Approvals:

Date:
Page: 1 of 4

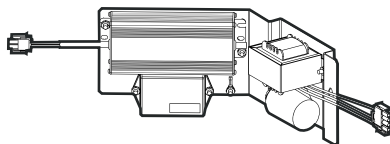
Specifications

CC17-LED-KIT

For CC17, CCS17 and VL17
60 Light Emitting Diodes



LED EmitterDeck



Electrical Module

Electronic Module: All electrical components are UL recognized, mounted on a single plate and factory prewired with quick-disconnect plugs. Module includes a driver, LifeShield® temperature control device and surge protector. Electrical module attaches to housing with no-tool hinges and latches, accessible by opening the lens frame only. Driver is rated for -40°F starting and has a 0-10V dimming interface for multi-level illumination options.

Optical Module: Precision, replaceable MicroEmitters are positioned to achieve directional control toward desired task. The entire EmitterDeck fastens to the housing as a one-piece module.

Warranty: Kim Lighting warrants LED Upgrade Kit products ("Product(s)") sold by Kim Lighting to be free from defects for (i) a period of six (6) years for LED Light Engines (MicroEmitters), (ii) a period of five (5) years for LED power components (LED Driver, LifeShield device, Surge Protector) and (iii) for a period of one (1) year for the re-used metal housing components of the existing luminaire from the date of sale of the LED Upgrade Kit to the buyer as specified in Kim Lighting shipment documents for each Product(s).

NOTE: Existing product conditions are taken as the base point. Participation rules apply. See complete warranty provisions for further details.

IMPORTANT: Disable all power to the luminaire before conducting any maintenance or upgrade activity. Failure to do so will create a hazardous working environment.

CAUTION: Fixtures must be grounded in accordance with national, state and/or local electrical codes. Failure to do so may result in serious personal injury.

Suggested Tools:
• Flathead Screw Driver

Listings and Ratings

ETL ¹ to UL 8750 Standard	CE	25°C Ambient
--------------------------------------	----	--------------

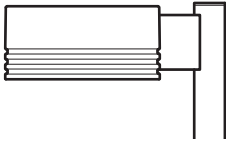
¹Suitable for wet locations.

KIM LIGHTING RESERVES THE RIGHT TO CHANGE SPECIFICATIONS WITHOUT NOTICE.

Type:

Job:

Page: 2 of 4



Standard Features

Fixture

Cat. No. designates fixture and distribution

CC17-LED-KIT

Upgrade Kit:
 CC17-LED-KIT

- x
- Distribution:**
- 1 = Type I
 - 2 = Type II
 - 3 = Type III
 - 4 = Type IV
 - 5 = Type V
-
- R = Type R Right
 - L = Type L Left

Light Distribution:



TYPE I



TYPE II



TYPE III



TYPE IV



TYPE V



TYPE R
 One-Way Right

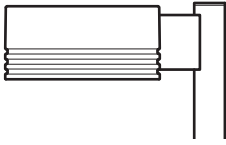


TYPE L
 One-Way Left

Type:

Job:

Page: 3 of 4



Standard Features

Electrical Module

Cat. Nos. for Electrical Modules available:

60L	xK	x
Source: 60L = 60 LED's		Voltage:
Color Temperature:¹		<input type="checkbox"/> 120 = 120V
<input type="checkbox"/> 3K = 3500K		<input type="checkbox"/> 208 = 208V
<input type="checkbox"/> 5K = 5100K		<input type="checkbox"/> 240 = 240V
<input type="checkbox"/> 2K = 580nm - Amber		<input type="checkbox"/> 277 = 277V
		<input type="checkbox"/> 347 = 347V ²
		<input type="checkbox"/> 480 = 480V ²

¹4300K and 6500K are also available on an "Engineered-to-Order" (ETO) basis.

²Due to current unavailability of 347V and 480V drivers, specification of these voltages may feature an integral step-down transformer.

Fixture	Total System Watts	Volt	Operating Amps
CC17 LED	73	120	0.61
CC17 LED	73	208	0.35
CC17 LED	73	240	0.30
CC17 LED	73	277	0.26
CC17 LED	73	347	0.21
CC17 LED	73	480	0.15

Watt, volt and amps are based on max assumptions, rather than thermal in situ testing.

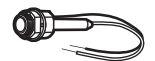
Option Feature

Fusing

Cat. No. (see right)
 No Option

High temperature fuse holders factory installed inside the fixture housing.
 Fuse included.

Line Volts: 120V 208V 240V 277V 347V 480V
 Cat. No.: SF DF DF SF SF DF

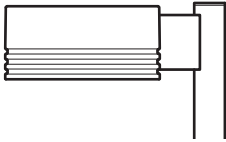


Single Fuse

Type:

Job:

Page: 4 of 4

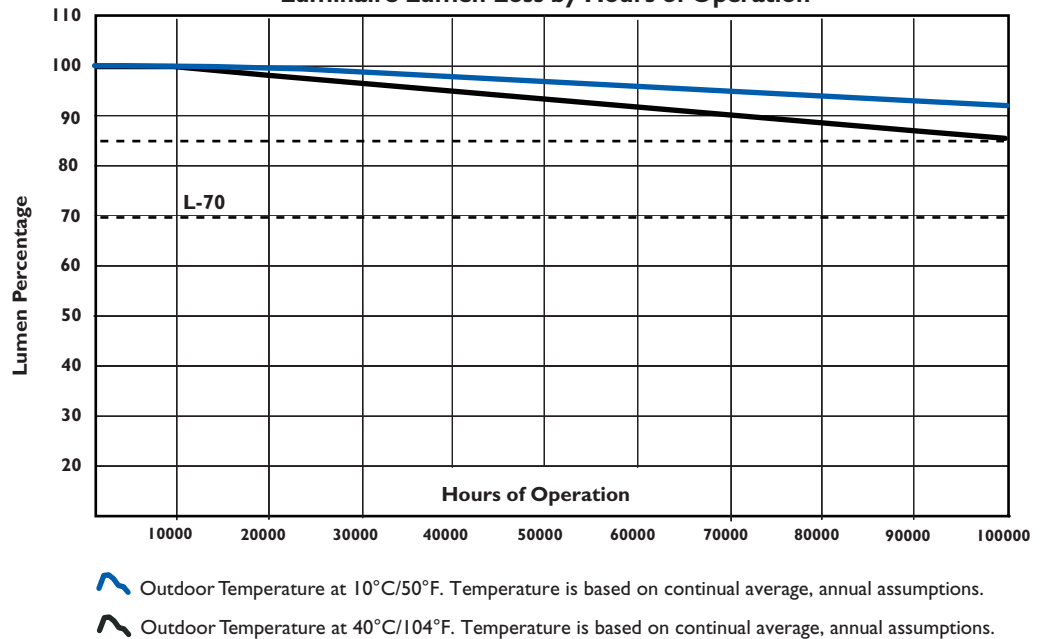


Lumen Performance Charts

NOTES:

- Lumen loss stabilization is a result of Kim Lighting's MicroEmitter™ luminaires exclusive LifeShield® Protection System and Dual Heat Management.
- The LifeShield Protection System will lower the current to the LEDs significantly if the luminaire is exposed to direct heat (sun) or excessive abnormal conditions.
- Luminaire Lumen Loss assumptions are based on LM-80 results and an actual outdoor product testing based upon 5100K CCT, 350mA drive current, 25°C/77°F tab ambient and cathode temperature at 85°C/185°F. Assumptions past 6,000 hours are interpolated.
- Cathode temperature baseline is at 85°C/185°F. If cathode temperature increases during ambient changes and abnormal environment conditions, % of rated lumens will slightly decrease.
- Outdoor ambient temperatures are assumed SITU average by geographic region.
- As Solid State Lighting technology and thermal management systems continually advance, lumen loss projections are subject to improvement.

Luminaire Lumen Loss by Hours of Operation



Luminaire Output at Outdoor Ambient Temperatures

