

**Type:**  
**Job:**  
**Catalog number:**

---

LED Kit                      Electrical Module                      Option


**Approvals:**

**Date:**  
**Page: 1 of 4**

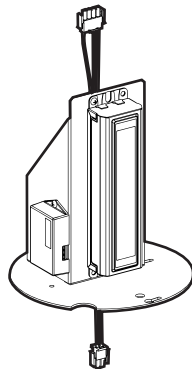
## Specifications

### AE21-LED-KIT

120 Light Emitting Diodes  
 Maximum Weight = 50 lbs.  
 when installed in Era Acorn LED



LED EmitterDeck™



Electrical Module

**Electronic Module:** All electrical components are UL recognized, mounted on a single plate and factory prewired with quick-disconnect plugs. Module includes a driver, LifeShield® temperature control device and surge protector. Electrical module attaches to housing with no-tool hinges and latches, accessible by opening the lens frame only. Driver is rated for -40°F starting and has a 0-10V dimming interface for multi-level illumination options.

**Optical Module:** Precision, replaceable MicroEmitters™ are positioned to achieve directional control toward desired task. The entire EmitterDeck fastens to the housing as a one-piece module.

**Warranty:** Kim Lighting warrants LED Upgrade Kit products ("Product(s)") sold by Kim Lighting to be free from defects for (i) a period of six (6) years for LED Light Engines (MicroEmitters), (ii) a period of five (5) years for LED power components (LED Driver, LifeShield device, Surge Protector) and (iii) for a period of one (1) year for the re-used metal housing components of the existing luminaire from the date of sale of the LED Upgrade Kit to the buyer as specified in Kim Lighting shipment documents for each Product(s).

**NOTE:** Existing product conditions are taken as the base point. Participation rules apply. See complete warranty provisions for further details.

**IMPORTANT:** Disable all power to the luminaire before conducting any maintenance or upgrade activity. Failure to do so will create a hazardous working environment.

**CAUTION:** Fixtures must be grounded in accordance with national, state and/or local electrical codes. Failure to do so may result in serious personal injury.

**Suggested Tools:**  
 • Flat Blade Screw Driver

### Listings and Ratings

ETL to UL 1598 & 8750 Standards <sup>1</sup>	CE	25°C Ambient
--	----	--------------

<sup>1</sup>Suitable for wet locations.

KIM LIGHTING RESERVES THE RIGHT TO CHANGE SPECIFICATIONS WITHOUT NOTICE.

Type:

Job:

Page: 2 of 4



## Standard Features

**Fixture**

Cat. No. designates fixture and distribution

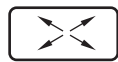
AE21-LED-KIT

**Upgrade Kit:**  
AE21-LED-KIT

**Distribution:**

- 1 = Type I
- 2 = Type II
- 3 = Type III
- 4 = Type IV
- 5 = Type V
- R = Type R Right
- L = Type L Left

**Light Distribution:**



TYPE I



TYPE II



TYPE III



TYPE IV



TYPE V



TYPE R  
One-Way Right



TYPE L  
One-Way Left

Type:

Job:

Page: 3 of 4



## Standard Features

### Electrical Module

Cat. Nos. for Electrical Modules available:

120L	xK	x
<b>Source:</b>		<b>Voltage:</b>
120L = 120 LED's		<input type="checkbox"/> 120 = 120V
		<input type="checkbox"/> 208 = 208V
<b>Color Temperature:<sup>1</sup></b>		<input type="checkbox"/> 240 = 240V
<input type="checkbox"/> 3K = 3500K		<input type="checkbox"/> 277 = 277V
<input type="checkbox"/> 5K = 5100K		<input type="checkbox"/> 347 = 347V
<input type="checkbox"/> 2K = 580nm - Amber		<input type="checkbox"/> 480 = 480V

<sup>1</sup>4300K and 6500K are also available on an "Engineered-to-Order" (ETO) basis.

Fixture	Total System Watts*	Volt	Operating Amps
AE21 LED	134.5	120	1.17
AE21 LED	134.5	208	0.67
AE21 LED	134.5	240	0.58
AE21 LED	134.5	277	0.51
AE21 LED	134.5	347	0.40
AE21 LED	134.5	480	0.29

\*Estimated

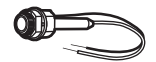
## Optional Feature

### Fusing

Cat. No. (see right)  
 No Option

High temperature fuse holders factory installed inside the fixture housing.  
 Fuse included.

Line Volts: 120V 208V 240V 277V 347V 480V  
 Cat. No.:  SF  DF  DF  SF  SF  DF



Single Fuse

Type:

Job:

Page: 4 of 4

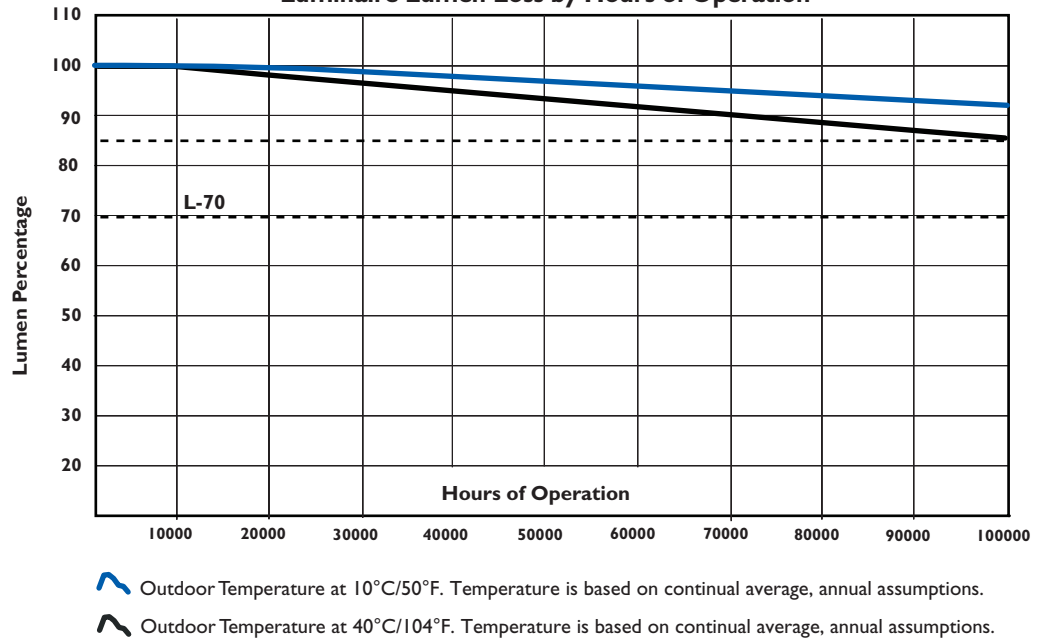


## Lumen Performance Charts

### NOTES:

1. Lumen loss stabilization is a result of Kim Lighting's MicroEmitter™ luminaires exclusive LifeShield® Protection System and Dual Heat Management.
2. The LifeShield™ Protection System will lower the current to the LEDs significantly if the luminaire is exposed to direct heat (sun) or excessive abnormal conditions.
3. Luminaire Lumen Loss assumptions are based on LM-80 results and an actual outdoor product testing based upon 5100K CCT, 350mA drive current, 25°C/77°F tab ambient and cathode temperature at 85°C/185°F. Assumptions past 6,000 hours are interpolated.
4. Cathode temperature baseline is at 85°C/185°F. If cathode temperature increases during ambient changes and abnormal environment conditions, % of rated lumens will slightly decrease.
5. Outdoor ambient temperatures are assumed SITU average by geographic region.
6. As Solid State Lighting technology and thermal management systems continually advance, lumen loss projections are subject to improvement.

**Luminaire Lumen Loss by Hours of Operation**



**Luminaire Output at Outdoor Ambient Temperatures**

