

# LED Upgrade Kit

CC17/RA17/BE17/SAR/STS/AE17/WD14/WP9S/SRS1/SET

SITE / ROADWAY

WP9L-LED-KIT shown

**NEW**



## FEATURES

- Reduces energy consumption up to 50% compared to original HID source
- Maintains architectural relevance, application integrity and extends asset value
- 0-10V dimming interface, allowing 0-100% illumination output options
- Full palette of lighting distributions and color temperatures to match existing installations
- EmitterDeck® can be replaced as LED technology advances
- Preserves applicable UL/CSA/ETL product listing and manufacturer's warranty
- Compatible driver options for renewable energy systems
- Includes exclusive +1 Guarantee housing extended warranty
- Qualifies for many rebates and tax incentives

## ORDERING INFORMATION (Example)

WP9S-LED-KIT3

60L5K240

### CATALOG NUMBER

| Curvilinear Small |                | The Archetype® Small |                | Wall Director® Small |                       | Entablature® Small |               |                |
|-------------------|----------------|----------------------|----------------|----------------------|-----------------------|--------------------|---------------|----------------|
| CC17-LED-KIT2     | Type II        | SAR-LED-KIT2         | Type II        | WD14-LED-KIT2        | Type II               | SET-LED-KIT1       | Type I        |                |
| CC17-LED-KIT3     | Type III       | SAR-LED-KIT3         | Type III       | WD14-LED-KIT3        | Type III              | SET-LED-KIT2       | Type II       |                |
| CC17-LED-KIT4     | Type IV        | SAR-LED-KIT4         | Type IV        | WD14-LED-KIT4        | Type IV               | SET-LED-KIT3       | Type III      |                |
| CC17-LED-KIT5     | Type V         | SAR-LED-KIT5         | Type V         |                      |                       | SET-LED-KIT4       | Type IV       |                |
| CC17-LED-KITL     | One Way, Left  | SAR-LED-KITL         | One Way, Left  |                      |                       | SET-LED-KIT5       | Type V        |                |
| CC17-LED-KITR     | One Way, Right | SAR-LED-KITR         | One Way, Right |                      |                       | SET-LED-KITL       | One Way, Left |                |
| Era® Small        |                | Structural Small     |                | WARP9® Small         |                       | SET-LED-KITR       |               | One Way, Right |
| RA17-LED-KIT2     | Type II        | STS-LED-KIT2         | Type II        | WP9S-LED-KIT1        | Type I                |                    |               |                |
| RA17-LED-KIT3     | Type III       | STS-LED-KIT3         | Type III       | WP9S-LED-KIT2        | Type II               |                    |               |                |
| RA17-LED-KIT4     | Type IV        | STS-LED-KIT4         | Type IV        | WP9S-LED-KIT3        | Type III              |                    |               |                |
| RA17-LED-KIT5     | Type V         | STS-LED-KIT5         | Type V         | WP9S-LED-KIT4        | Type IV               |                    |               |                |
| RA17-LED-KITL     | One Way, Left  | STS-LED-KITL         | One Way, Left  | WP9S-LED-KIT4NB      | Type IV, No Backlight |                    |               |                |
| RA17-LED-KITR     | One Way, Right | STS-LED-KITR         | One Way, Right | WP9S-LED-KIT5        | Type V                |                    |               |                |
| Era® Bell Small   |                | Era® Acorn Small     |                | Solitaire            |                       |                    |               |                |
| BE17-LED-KIT1     | Type I         | AE17-LED-KIT1        | Type I         | SRS1-LED-KIT1        | Type I                |                    |               |                |
| BE17-LED-KIT2     | Type II        | AE17-LED-KIT2        | Type II        | SRS1-LED-KIT2        | Type II               |                    |               |                |
| BE17-LED-KIT3     | Type III       | AE17-LED-KIT3        | Type III       | SRS1-LED-KIT3        | Type III              |                    |               |                |
| BE17-LED-KIT4     | Type IV        | AE17-LED-KIT4        | Type IV        | SRS1-LED-KIT4        | Type IV               |                    |               |                |
| BE17-LED-KIT5     | Type V         | AE17-LED-KIT5        | Type V         | SRS1-LED-KIT5        | Type V                |                    |               |                |
| BE17-LED-KITL     | One Way, Left  | AE17-LED-KITL        | One Way, Left  | SRS1-LED-KITL        | One Way, Left         |                    |               |                |
| BE17-LED-KITR     | One Way, Right | AE17-LED-KITR        | One Way, Right | SRS1-LED-KITR        | One Way, Right        |                    |               |                |

### ELECTRICAL MODULE

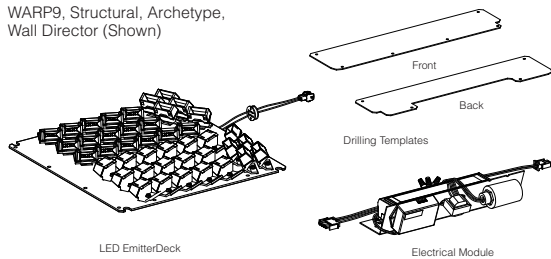
| No. of LED Diodes | Color Temperature <sup>1</sup> | Voltages |      |
|-------------------|--------------------------------|----------|------|
| 60                | L3K 3500K                      | 120      | 120V |
|                   | L5K 5100K                      | 208      | 208V |
|                   | L2K Amber                      | 240      | 240V |
|                   |                                | 277      | 277V |
|                   |                                | 347      | 347V |
|                   |                                | 480      | 480V |

L3K = 3500 Kelvin LED  
L5K = 5100 Kelvin LED  
L2K = 580nm Amber LED

<sup>1</sup> 4300K and 6500K are also available on an "Engineered to Order" basis.  
**Note:** Refer to LED Upgrade Kit Spec Sheets for complete ordering information

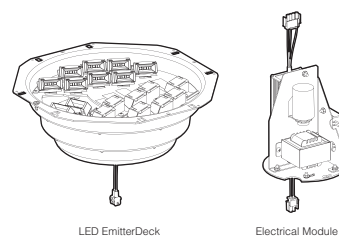
### LED UPGRADE KIT WITH DRILLING TEMPLATES

WARP9, Structural, Archetype, Wall Director (Shown)



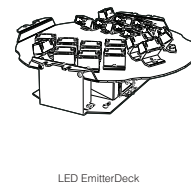
### LED UPGRADE KIT WITHOUT DRILLING TEMPLATES

Curvilinear, Era Bell, Era Acorn, Era (Shown)



### LED UPGRADE KIT WITHOUT DRILLING TEMPLATES

Electrical module integral to EmitterDeck, Solitaire



# LED Upgrade Kit

CC17/RA17/BE17/SAR/STS/AE17/WD14/WP9S/SRS1/ SET

SITE / ROADWAY



Scan code to view  
The Archetype HID to  
LED Upgrade Video

QR CODE



QR CODE

Scan code to view  
Wall Director HID to  
LED Upgrade Video



CC17-LED-KIT



RA17-LED-KIT  
BE17-LED-KIT  
AE17-LED-KIT



AR-LED-KIT



STL-LED-KIT



WD14-LED-KIT



WP9S-LED-KIT



SRS1-LED-KIT



SET-LED-KIT



MX21-LED-KIT

# LED Upgrade Kit

CC21/RA25/BE21/AR/STL/AE21/WD18/WP9L/ET/MX21

SITE / ROADWAY

WP9L-LED-KIT shown

**NEW**



## FEATURES

- Reduces energy consumption up to 50% compared to original HID source
- Maintains architectural relevance, application integrity and extends asset value
- 0-10V dimming interface, allowing 0-100% illumination output options
- Full palette of lighting distributions and color temperatures to match existing installations
- EmitterDeck® can be replaced as LED technology advances
- Preserves applicable UL/CSA/ETL product listing and manufacturer's warranty
- Compatible driver options for renewable energy systems
- Includes exclusive +1 Guarantee housing extended warranty
- Qualifies for many rebates and tax incentives

## ORDERING INFORMATION (Example)

WP9L-LED-KIT3

120L5K240

### CATALOG NUMBER

| Curvilinear Large |                | The Archetype® Large |                | Wall Director® Large |                       | Matrix                       |                                      |
|-------------------|----------------|----------------------|----------------|----------------------|-----------------------|------------------------------|--------------------------------------|
| CC21-LED-KIT2     | Type II        | AR-LED-KIT2          | Type II        | WD18-LED-KIT2        | Type II               | MX21-LED-KIT1                | Type I                               |
| CC21-LED-KIT3     | Type III       | AR-LED-KIT3          | Type III       | WD18-LED-KIT3        | Type III              | MX21-LED-KIT2                | Type II                              |
| CC21-LED-KIT4     | Type IV        | AR-LED-KIT4          | Type IV        | WD18-LED-KIT4        | Type IV               | MX21-LED-KIT3                | Type III                             |
| CC21-LED-KIT5     | Type V         | AR-LED-KIT5          | Type V         |                      |                       | MX21-LED-KIT4                | Type IV                              |
| CC21-LED-KITL     | One Way, Left  | AR-LED-KITL          | One Way, Left  |                      |                       | MX21-LED-KIT5                | Type V                               |
| CC21-LED-KITR     | One Way, Right | AR-LED-KITR          | One Way, Right |                      |                       | MX21-LED-KITL                | One Way, Left                        |
|                   |                |                      |                |                      |                       | MX21-LED-KITR                | One Way, Right                       |
| Era® Large        |                | Structural Large     |                | WARP9® Large         |                       | <b>ELECTRICAL MODULE</b>     |                                      |
| RA25-LED-KIT2     | Type II        | STL-LED-KIT2         | Type II        | WP9L-LED-KIT1        | Type I                | <u>No. of LED Diodes</u>     | <u>Color Temperature<sup>2</sup></u> |
| RA25-LED-KIT3     | Type III       | STL-LED-KIT3         | Type III       | WP9L-LED-KIT2        | Type II               | 96 96 LED Large <sup>1</sup> | <u>Voltages</u>                      |
| RA25-LED-KIT4     | Type IV        | STL-LED-KIT4         | Type IV        | WP9L-LED-KIT3        | Type III              | 120 120 LED Large            | L3K 3500K 120 120V                   |
| RA25-LED-KIT5     | Type V         | STL-LED-KIT5         | Type V         | WP9L-LED-KIT4        | Type IV               |                              | L5K 5100K 208 208V                   |
| RA25-LED-KITL     | One Way, Left  | STL-LED-KITL         | One Way, Left  | WP9L-LED-KIT4NB      | Type IV, No Backlight |                              | L2K Amber 240 240V                   |
| RA25-LED-KITR     | One Way, Right | STL-LED-KITR         | One Way, Right | WP9L-LED-KIT5        | Type V                |                              | 277 277V                             |
|                   |                |                      |                | WP9L-LED-KITL        | One Way, Left         |                              | 347 347V                             |
|                   |                |                      |                | WP9L-LED-KITR        | One Way, Right        |                              | 480 480V                             |
|                   |                |                      |                |                      |                       |                              |                                      |
| Era® Bell Large   |                | Era® Acorn Large     |                | Entablature® Large   |                       | L3K = 3500 Kelvin LED        |                                      |
| BE21-LED-KIT1     | Type I         | AE21-LED-KIT1        | Type I         | ET-LED-KIT1          | Type I                | L5K = 5100 Kelvin LED        | 480 480V                             |
| BE21-LED-KIT2     | Type II        | AE21-LED-KIT2        | Type II        | ET-LED-KIT2          | Type II               |                              |                                      |
| BE21-LED-KIT3     | Type III       | AE21-LED-KIT3        | Type III       | ET-LED-KIT3          | Type III              |                              |                                      |
| BE21-LED-KIT4     | Type IV        | AE21-LED-KIT4        | Type IV        | ET-LED-KIT4          | Type IV               |                              |                                      |
| BE21-LED-KIT5     | Type V         | AE21-LED-KIT5        | Type V         | ET-LED-KIT5          | Type V                |                              |                                      |
| BE21-LED-KITL     | One Way, Left  | AE21-LED-KITL        | One Way, Left  | ET-LED-KITL          | One Way, Left         |                              |                                      |
| BE21-LED-KITR     | One Way, Right | AE21-LED-KITR        | One Way, Right | ET-LED-KITR          | One Way, Right        |                              |                                      |

### ELECTRICAL MODULE

| No. of LED Diodes            | Color Temperature <sup>2</sup> | Voltages |
|------------------------------|--------------------------------|----------|
| 96 96 LED Large <sup>1</sup> | L3K 3500K                      | 120 120V |
| 120 120 LED Large            | L5K 5100K                      | 208 208V |
|                              | L2K Amber                      | 240 240V |
|                              |                                | 277 277V |
|                              |                                | 347 347V |
|                              |                                | 480 480V |

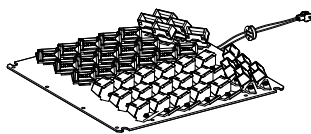
<sup>1</sup> Entablature available in 96 LED only. All other large LED upgrade Kits are 120 LED.

<sup>2</sup> 4300K and 6500K are also available on an "Engineered to Order" basis.

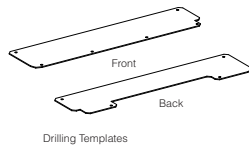
**Note:** Refer to LED Upgrade Kit Spec Sheets for complete ordering information

## LED UPGRADE KIT WITH DRILLING TEMPLATES

WARP9, Structural, Archetype, Wall Director (Shown)



LED EmitterDeck



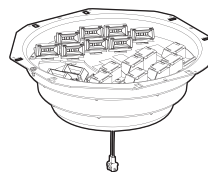
Drilling Templates



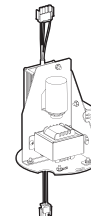
Electrical Module

## LED UPGRADE KIT WITHOUT DRILLING TEMPLATES

Curvilinear, Era Bell, Era Acorn, Era (Shown)



LED EmitterDeck



Electrical Module

# LED Upgrade Kit

CC21/RA25/BE21/AR/STL/AE21/WD18/WP9L/ET/MX21

SITE / ROADWAY

