

# Minivault®



Supplement:  
6" Minivault Metal Halide Accent In-Grade Uplights



Die-Cast Brass  
Lens Ring



SS60  
Brushed Stainless  
Steel Lens Ring

LTV769 · 20W

# 6" Pulse Start Metal Halide

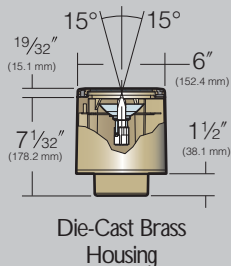
## Kim Lighting's Minivault In-Grade Series

Over 70 years experience in landscape lighting and more than 50 years of in-grade experience are incorporated into every Kim Lighting Minivault product. A commitment to produce the most durable product possible is the core of the Minivault series, which now includes this model offering new very low wattage pulse start metal halide lamps.

## New Pulse Start Lamp Technology



Low-wattage pulse-start lamps, first introduced in the 1980s, have since expanded into very low wattages (down to 20W). Pulse-start lamps provide higher lumen maintenance, efficiency, longer service life, and faster warm-up and restrike times than standard metal halide systems.



## Specifications

**Lens Ring:** Die-cast brass, natural finish or brushed stainless steel. Five captive 1/4" blackened stainless steel hex-socket cap screws.

**Lens:** Clear tempered soda lime, 3/16" thick, flush with lens ring, slightly crowned.

**Lens Gasket:** One-piece molded silicone, U-channel wraps completely around lens flange.

**Die-Cast Brass Housing:** Heavy wall die-cast brass.

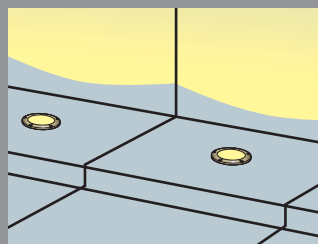
**Integral Junction Box:** Die-cast brass with stainless steel flat head slotted screws and molded silicone gasket. Die-cast internal junction box cover with silicone gasket and anti-siphon plug, two 1/2" NPT taps in bottom, 12 cu in. volume.

**Optical System:** Spun specular Alzak® reflector. **SP** and **NF** Spot or Narrow Flood. The reflector and socket are mounted to an adjustable yoke for aiming optics. Socket base: T4, G8.5 Bi-pin.

**Electrical Module:** Solid state electronic 20 watt metal halide ballast, 120 through 277 volt input, high power factor, ballast is rated -22°F starting.

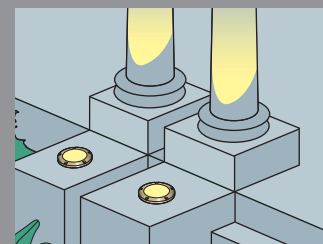
**Wiring:** Anti-siphon barrier on wiring to and from splice compartment. All components wire linked for ground, quick-disconnect for removal of optical system.

**Drive-over Durability:** When installed in concrete, fixture will withstand drive-over by vehicles weighing up to 4,000 lbs.



## Poured-in-place concrete or cut stone

Matching stone, brick, or marble that has aged can be virtually impossible. In order to ensure that concrete or stone work will not have to be disturbed or replaced, Kim fixtures utilize solid brass housings for long lasting durability and increased fixture life.



## Integrated into architectural features

Integration of lighting fixtures into monumental structures can be problematic due to additional exposure to higher stress and vandalism. Minivault's solid brass construction assures these fixtures will last for decades without loss of integrity.

## Ordering Information

1 Fixture	2 Mode	3 Options	Listings and Ratings			
LTV769SP (Spot) LTV769NF (Narrow Flood) Minivault 6" die-cast brass housing for one 20W pulse start metal halide lamp. Will operate 120 through 277 Volt (50 or 60Hz).	20PMH120 20PMH208 20PMH240 20PMH277	 SS60 Brushed Stainless Steel lens ring.	 HS60 Half Shield lens ring, die-cast brass only.	 RG60 Rock Guard lens ring, cast-bronze only	 TR60 Trim Ring for flush mounting in concrete, brass.	UL cUL 1598 IP68 Rated 25C Ambient
EXAMPLE: <u>LTV769SP</u> / <u>20PMH120</u> / <u>SS60</u> / <u>TR60</u> <span style="margin-left: 40px;">1</span> <span style="margin-left: 40px;">2</span> <span style="margin-left: 40px;">3</span>						



**KIM LIGHTING**  
www.kimlighting.com

**Mailing Address:**  
P.O. Box 60080  
City of Industry, CA  
91716-0080

**Business Address:**  
16555 East Gale Avenue  
City of Industry, CA 91745  
Phone: 626.968.5666  
FAX: 626.369.2695

Because of a continuing product improvement program, Kim Lighting reserves the right to change specifications without notice.

Printed in U.S.A.  
5504411145  
Version 2.2 (8/11)

