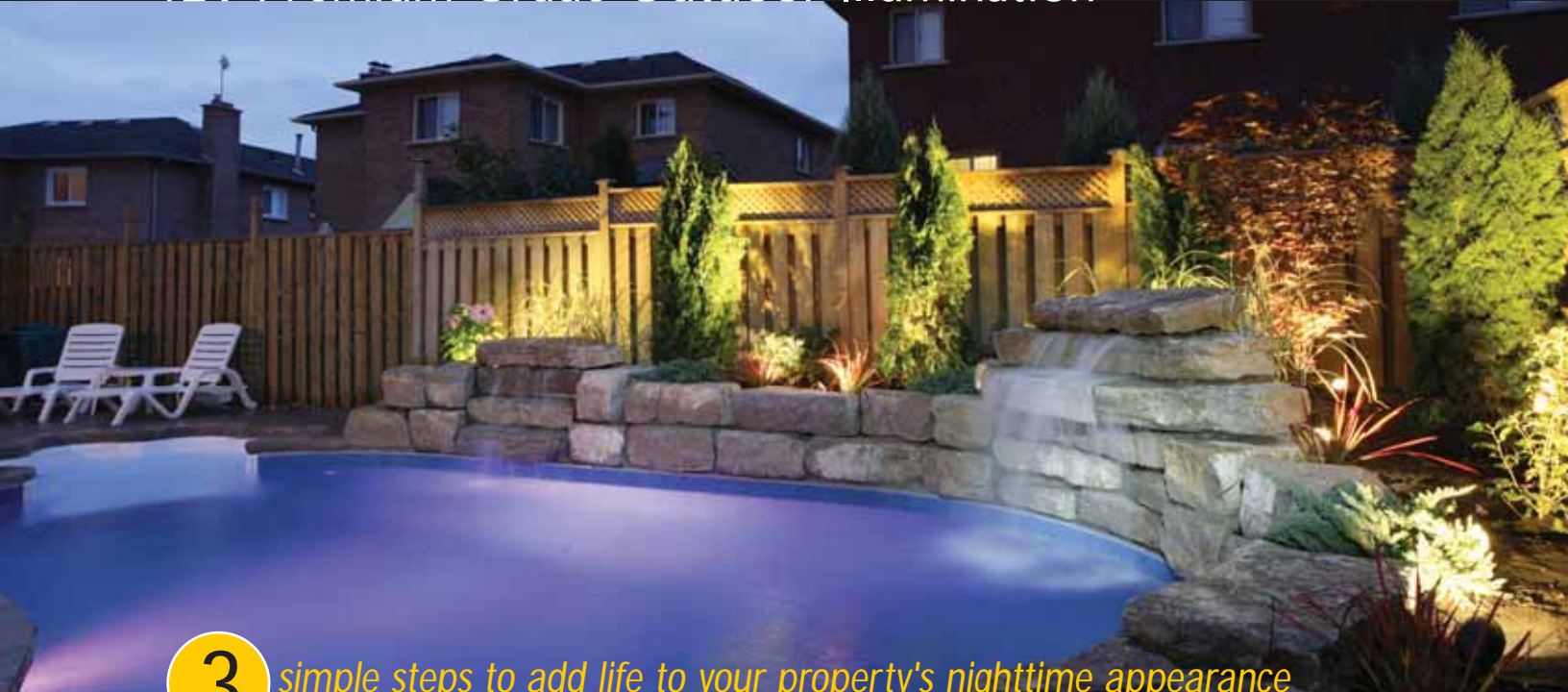




# LED LANDSCAPE LIGHTING GUIDE

## 12V Premium Grade Outdoor Illumination



3

*simple steps to add life to your property's nighttime appearance*

## Kim Lighting's 12V LED Premium Landscape Lighting Collection




**3** simple steps to  
create your landscape  
lighting kit...see p.6

*This is landscape lighting perfection. This is Kim Lighting.*

## Thinking about LEDs?

Where once only halogen or fluorescent lamps could provide the punch, color, and energy savings for certain landscape applications, LEDs are now available with these important attributes, as well as added benefits of very long life and durability never before combined in any other source.

- Enlighten your landscape!
- Improve security
- Increase property value
- Lower energy costs



## Selecting LEDs for your project is not enough...

Long life sources require long life housings to justify their investment – even more so for LEDs. New solid-state lighting technology requires advanced heat dissipation, innovative optical control, and rugged luminaire construction to truly realize its promise. Kim Lighting's new collection of premium low voltage LED landscape luminaires exceeds these requirements with a full line of extreme-duty, high performance solutions specifically designed for smaller-scale landscape applications.

- Seven premium lighting solutions offer 50,000+ hours of illumination
- Perfect for residential and small commercial spaces, even indoor atriums
- Simple installation does not require an electrician
- Unrivaled quality by leading outdoor lighting manufacturer
- Fully replaceable LED boards
- 3-year limited manufacturer's warranty; 25-years on brass and copper products
- UL Listed for maximum safety

FINISH COLORS:  
 BL - Black  
 GR - Green  
 DB - Dark Bronze  
 VG - Verde Green  
 NB - Natural Bronze

These aimable lighting products are ideal for highlighting focal points and accenting architectural features. LEDs produce a wide light distribution for maximum effect.

# Sculpture and accent lighting



**Ravenna**  
KLV171BL

KLV171GR KLV171DB



KLV176NB KLV721GR KLV721DB



KLV176VG KLV726NB KLV726VG




**Scarab**  
KLV721BL




**Lowlighter**  
KLV271BL

KLV271GR KLV271DB

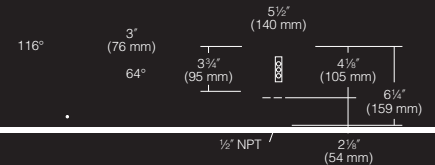
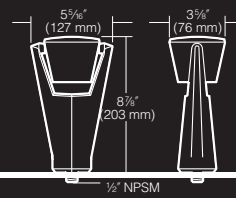
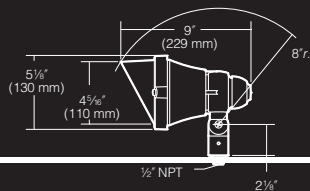
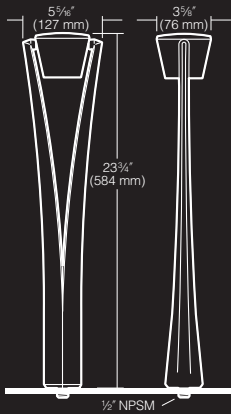



KLV276NB KLV276VG



**Microflood**  
KLV217BL

KLV217GR KLV217DB



Directional path lights produce safe, dramatic highlighting and accents on walks and landscape perimeters. Customize the style to fit your landscape theme.

# Pathway lighting and way finding

5 watts



**Bell Stem**  
KLV162BL

KLV162DB KLV162GR



KLV167VG KLV167NB



**Mushroom**  
KLV188BL/H70BL

KLV189NB KLV189VG



**Cone**  
KLV188BL/H80BL

KLV192NB KLV192VG



**Pagoda**  
KLV188BL/H60BL

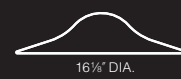
KLV192NB KLV192VG



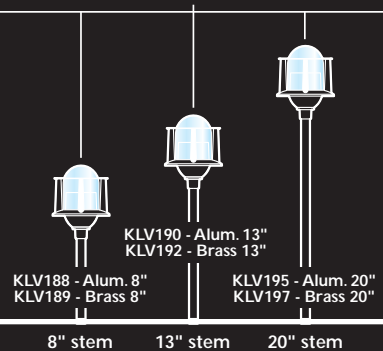
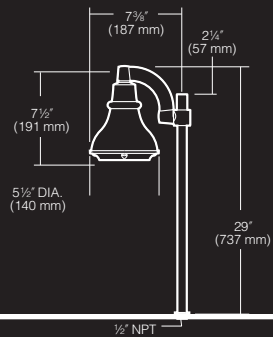
**H60 Pagoda**



**H70 Mushroom**



**H80 Cone**



\*FINISH COLORS:

BL - Black

GR - Green

DB - Dark Bronze

\*Available, not shown

LED in-grade fixtures are the best solution when the lighted object can be viewed from any direction. Add lenses and louvers to reduce glare and increase control.

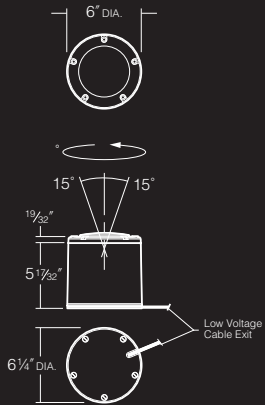
# Tree up - lighting and wall grazing



MiniVault  
KLV366VG



MiniVault  
KLV361BL



For outdoor activity areas, LED luminaires placed along building perimeters and entrances provide efficient lighting for access, safety, and security.

# Wall, step, and porch lighting

# 5 watts



**Round Step**  
KLV817BL

KLV817GR KLV817DB



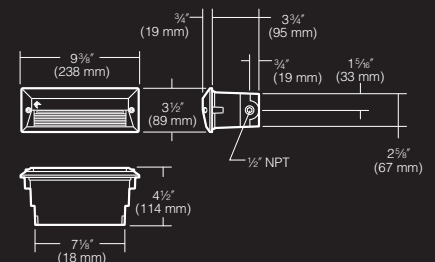
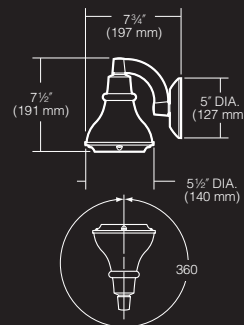
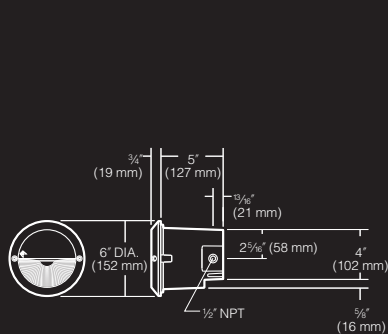

**Bell Wall**  
KLV52BL

KLV57VG KLV57NB KLV52GR KLV52DB



**Rectangle Step**  
KLV807BL

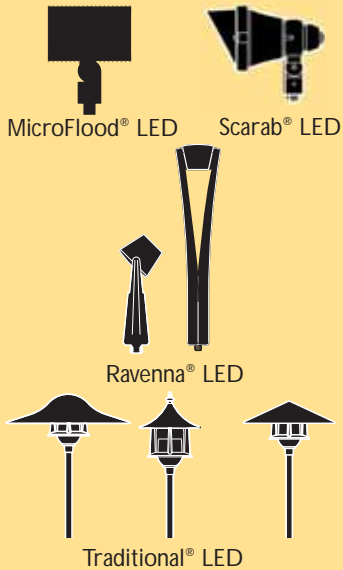
KLV807GR KLV807DB



# 3 Simple Steps to Create Your Landscape Lighting Kit:

1 Select luminaires, styles, and finishes, and determine total system watts. Refer to pages 2-5 for catalog numbers:

## ACCENT LIGHTING:



## PATHWAY LIGHTING:



## UP-LIGHTING:



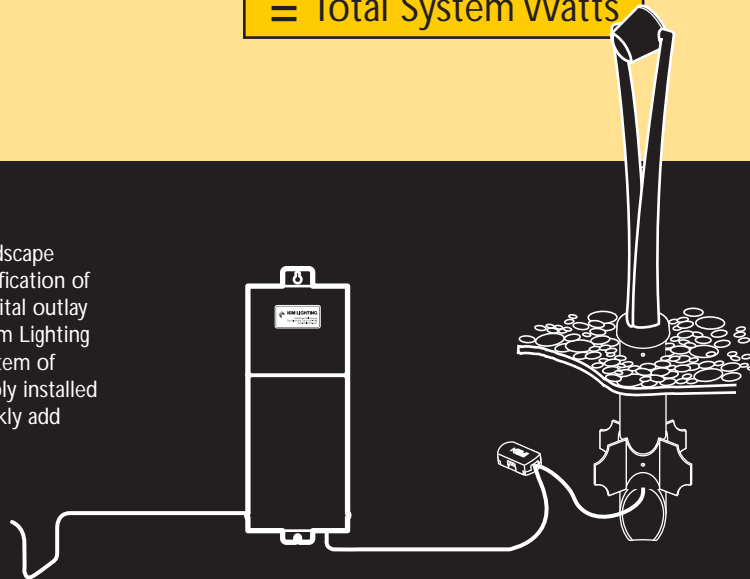
## SAFETY LIGHTING:



$$\frac{\text{Fixture Quantity} \times 5\text{W each}}{=} \text{Total System Watts}$$

## Do-It-Yourself Easy Installation

Installation of Kim Lighting's new low voltage landscape collection is a long-term investment in the beautification of your property, but does not require the huge capital outlay and labor costs you might imagine. Rather, the Kim Lighting 12V LED Landscape Collection is a complete system of affordable, modular components that can be simply installed by homeowners, renters, and landscapers to quickly add drama and life to any nighttime environment.




## 2

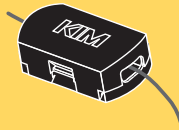
Based on total watts, select transformer, cables, and connector. See cable sizing chart on p. 8:



**KLV600 (200W)**  
**KLV605 (300W)**  
**Transformer Box:** Formed 16 ga. stainless steel enclosure with integral hinge. Cover is secured with stainless steel screws. A through hole is provided in the bottom edge for a padlock (by others). For In-Grade transformer contact factory for information.



**KLV427 (#12-2)**  
**KLV432 (#8-12)**  
**Low Voltage Cables:** The greatest benefit of installing a low voltage lighting system is the ability to conceal the flexible electrical cable directly under as little as 6" of soil cover, without the need for conduits or raceways.



**KLV410 Connectors:** May be buried, installed at grade, or surface mounted. They are designed to eliminate the common problem of corrosion and oxidation of the connections, which can cause power interruption.

## 3

Select mounting options:



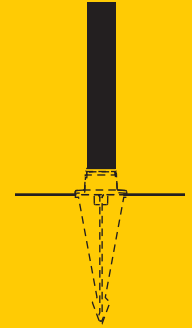
**EP17 LightPost®** by Engineered Products Co. PVC fixture molded in black with 1/2" NPT mount is corrosion free and UV resistant.



**KLV400 Low Voltage Spear Mount** Die-cast low copper aluminum with 1/2" NPSM fixture mount. Stainless steel set screw locks fixture into mount.



**KLV405 Low Voltage Surface Mount** Die-cast low copper aluminum with 1/2" NPSM fixture mount. Stainless steel set screw locks fixture into mount.



**KLV415 Extension module** For raising fixtures to a height above foliage for efficient and unobstructed operation.

## Add These Premium System Upgrades!



**KLV-PC1: Photocell Automatic On/Off Control**

Photocell accessory directly mounts to enclosure knock-out in right-hand side of transformer enclosure.



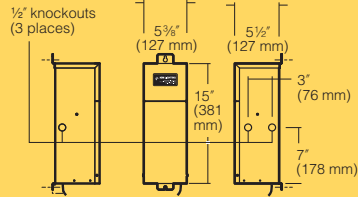
**KLV-TC24: Programmable On/Off Timer Control**

Plug-in time clock – plugs into receptacle provided in transformer enclosure.

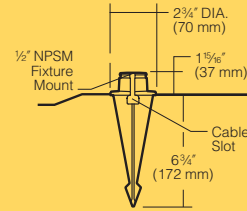
# Mounting and Electrical Specifications



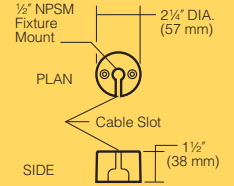
## TRANSFORMERS: KLV600, KLV605



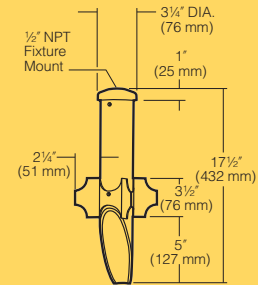
## MOUNTING OPTIONS: KLV400



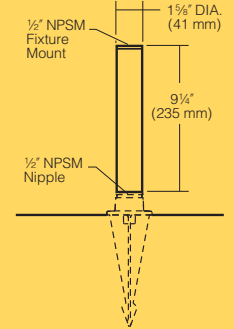
## KLV405



## EP17




## KLV415



## Cable Sizing Chart:

200 watt Transformer	TOTAL FIXTURE WATTS	CABLE SIZE	50 watt	100 watt	150 watt	300 watt Transformer	TOTAL FIXTURE WATTS	CABLE SIZE	100 watt	150 watt	200 watt	250 watt
	MAX. CIRCUIT DISTANCE		#8-2	300'	200'		125'		MAX. CIRCUIT DISTANCE	#8-2	250'	200'
		#12-2	175'	90'	60'			#12-2	100'	75'	60'	50'



## Limited Warranty:

When properly installed and under normal conditions of use, Kim Lighting warrants the LED lighting products (“Product(s)”) sold by it to be free from defects in material and workmanship for (i) a period of one (1) year for metal parts and finishes, and, (ii) three (3) years for LED Light Engines and LED power components, from the date of sale of such goods to the buyer as specified in Kim Installation Instructions for each Product(s). When installed according to Kim Installation Instructions and accepted trade practices, the solid bronze on the Minivault® Series is warranted for 25 years from date of sale, against manufacturing defects and failure due to corrosion.



# LED LANDSCAPE LIGHTING GUIDE

## 12V Premium Grade Outdoor Illumination



*This is landscape lighting perfection. This is Kim Lighting.*



**KIM LIGHTING**  
[www.kimlighting.com](http://www.kimlighting.com)

MAILING ADDRESS  
PO BOX 60080  
CITY OF INDUSTRY, CA  
91716-0080

BUSINESS ADDRESS  
16555 EAST GALE AVENUE  
CITY OF INDUSTRY, CA 91745  
PHONE: 626.968.5666  
FAX: 626.369.2695

Printed in U.S.A.  
93022066  
Version 1.1 (10/11)

BECAUSE OF CONTINUING PRODUCT IMPROVEMENT PROGRAMS, KIM LIGHTING RESERVES THE RIGHT TO CHANGE SPECIFICATIONS WITHOUT NOTICE.  
ENTIRE CONTENTS © COPYRIGHT 2009 KIM LIGHTING INC. ALL RIGHTS RESERVED REPRODUCTION IN WHOLE OR IN PART WITHOUT PERMISSION IS STRICTLY PROHIBITED.

